

What to know about Accelerated Reading

Accelerated Reading, better known as AR, is a computerized program that tracks student's reading progress. After reading a book on their level (given to the student by the teacher), students take short quizzes to monitor their comprehension. Points are given after quizzes are complete. These points go toward an individual point goal for each student. This gives teachers the ability to monitor each student's reading progression, as well as giving students a chance to increase fluency and understanding. While this program is voluntary, it is highly encouraged.

5 W's of AR

Who can take tests?

- Only students can take a test, not parents

What books should they read for tests?

- Books checked out from the library that are on their reading level
- Books from home on their reading level

Where can students take a test?

- Students can take tests at school ONLY.

Why should we participate?

- Participating in AR benefits both teachers and students in reading progress. Students who meet their goal will receive \$5 to shop the AR spirit cart at school! For each additional point, students will get one additional dollar (up to \$15 value)

When should we start?

- Student goals are already set, so you can begin reading right away!

Where is the level indicated on a library book?

Levels are indicated in multiple places.

- 1.) colored dot on the spine.
- 2.) back inside cover of the book.
- 3.) some books even have the levels indicated on the spine of the book.

Please see the attached pictures for a more detailed description.

How do I know if a book from home is on my child's reading level?








Finding a level of a book is quick and easy. The website arbookfind.com is a great resource for identifying reading levels of books. If a book is NOT on arbookfind.com, then there is no test for that book in accelerated reading.

Scan code for
arbookfind.com




Colored Dot Coding System at the MAE Library

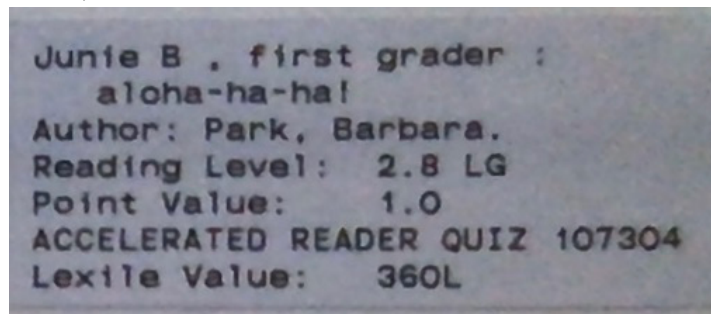
Found on the spine

	Red Dot	0.1- 0.9
	Blue Dot	1.0- 1.9
	Yellow Dot	2.0- 2.9
	Green Dot	3.0- 3.9
	Orange Dot	4.0- 4.9
	Light Green Dot	5.0- 5.9
	Pink Dot	6.0- 6.9


RL = Reading Level



Sample level label on the back, inside cover



Sample Spine Label with indicated levels



Sample stamp on the inside back cover

How can I check my student's progress?

Parents can check student's progress by accessing the Renaissance Home Connect browser. This will allow you to track your student's progress and show you how many points they have earned. This will not allow you to take tests or delete tests. The Home Connect website and information is listed below.



The AR website also has some good parent tips as well. Scan this code to take you to the site.

Home Connect Log-In

Website: <https://hosted15.renlearn.com/707785/HomeConnect>

Username: _____

Password: ABC

Did your student read an AR book at home? Fill out this form and send to school with your child's teacher so they can take their quiz in school.

Reading @ Home

Student: _____ Teacher: _____

Book Title: _____

Quiz Number: _____

Reading @ Home

Student: _____ Teacher: _____

Book Title: _____

Quiz Number: _____

Reading @ Home

Student: _____ Teacher: _____

Book Title: _____

Quiz Number: _____